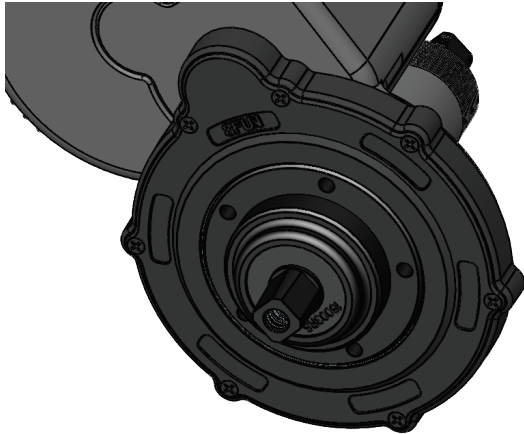


LEKKIE 40T BLING RING SET INSTALLATION GUIDE

LEKKIE DRIVE COVER

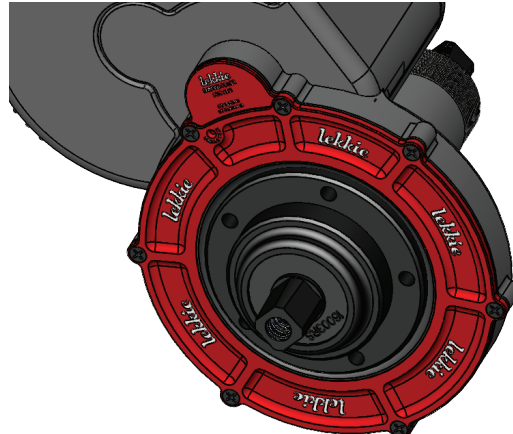
To run the 40T Bling Ring you must replace stock drive cover with the Lekkie Drive Cover.

If you are unfamiliar or uncomfortable with pulling the drive cover off see your local engineering or bike shop.



Step 1
Remove the seven screws.

Step 2
Pull stock drive cover off.



Step 3
Grease the inside of the inner lip and place Lekkie Drive Cover on motor.

Step 4
Install the seven screws.

MULTISPACER OFFSETS

The 40T Bling Ring offers multiple offsets using a reversible MultiSpacer.

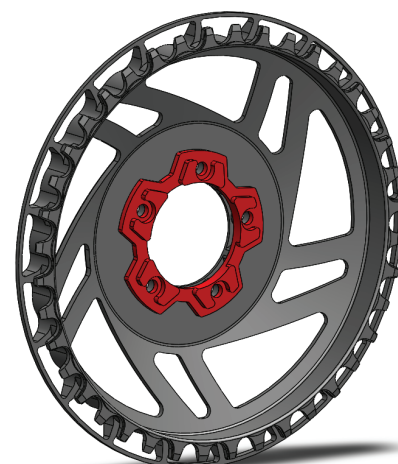
For an inward 2.5mm offset, use no spacer.
For the standard offset, key the spacer into the Bling Ring.
For an outward 2.5mm offset, reverse the spacer.



2.5mm inward offset



Standard Bling Ring offset



2.5mm outward offset